

MKP-X2

Power Electromagnetic Interference Suppression Capacitors

抑制电源电磁干扰用电容器

MKP-X2



产品特点.Characteristics

- 金属化聚丙烯膜材质;
- 无感卷绕结构;
- 能承受过电压冲击;
- 塑料外壳封装;
- 外观一致性好;
- Metallized polypropylene film dielectric
- Non-inductive winding structure
- Plastic shell encapsulation
- Withstand over voltage shocks
- Good appearance consistency

产品应用.Application

- 广泛应用于电源跨线路等抗干扰场合及其他交流场合。
- Specially designed for Suppression of Power Electromagnetic Interference, widely applied to anti-interference situations such as power supply across lines and other AC field.

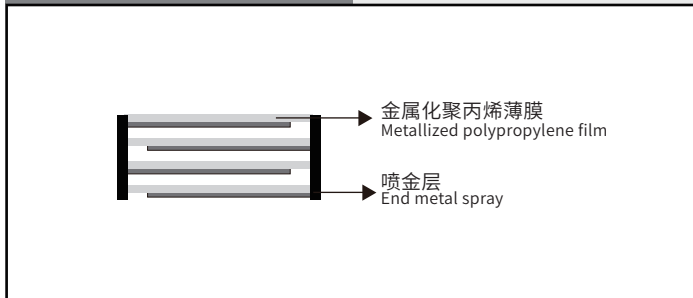
性能参数.Technical Data

● 引用标准Reference Standards	GB/T 14472(IEC 60384-14)					
● 气候类别/阻燃等级Climate Category	40/110/56/B					
● 工作温度范围Operating temperature range	-40°C~110°C					
● 额定交流电压Rated AC voltage	250/275/310VAC					
● 额定直流电压Rated DC voltage	630VDC					
● 电容量范围Capacitance range	0.0047μF~10.0μF					
● 电容量偏差Cap.Tor	±10%(K); ±20%(M)					
● 耐电压Withstand voltage	V _{t-t} :4.3UN(VDC), 2S					
	V _{t-c} :2100VAC,1min					
● 损耗角正切Dissipation factor	0.0047μF≤C _N <0.01μF	≤0.0020(1KHz,20°C)	≤0.0030(10KHz,20°C)			
	0.01μF≤C _N <1μF	≤0.0010(1KHz,20°C)	≤0.0020(10KHz,20°C)			
	1μF≤C _N <10μF	≤0.0020(1KHz,20°C)	-----			
● 绝缘电阻Insulation resistance	C≤0.33μF R≥15000MΩ (at 20°C 100VDC 1Min)					
	C>0.33μF RCN≥5000S (at 20°C 100VDC 1Min)					
● 最大脉冲爬升速度Maximum Pulse Rise Time(dv/dt)	U _n (V)	dv/dt (V/μS)				
		P=7.5mm	P=10mm	P=15mm	P=22.5mm	P=27.5mm
	630VDC	500	400	300	150	100

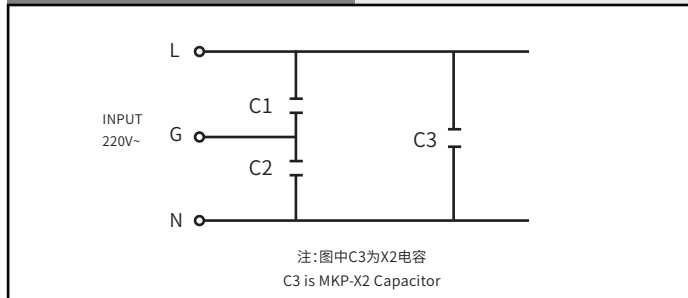
MKP-X2

Power Electromagnetic Interference Suppression Capacitors

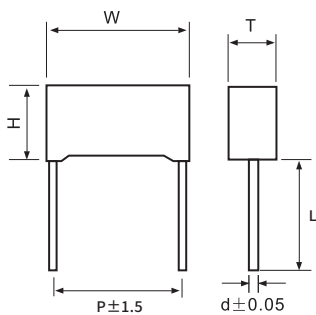
结构图.Construction Diagram



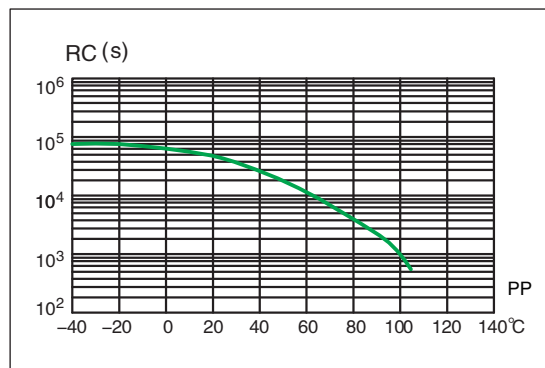
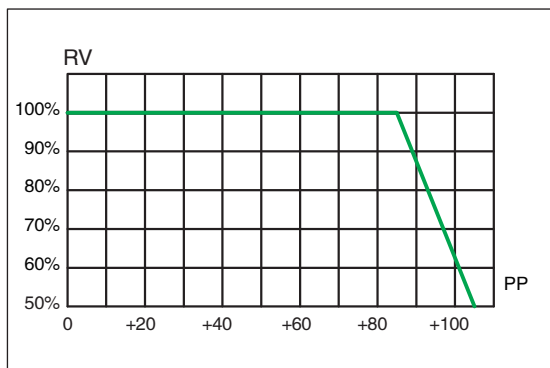
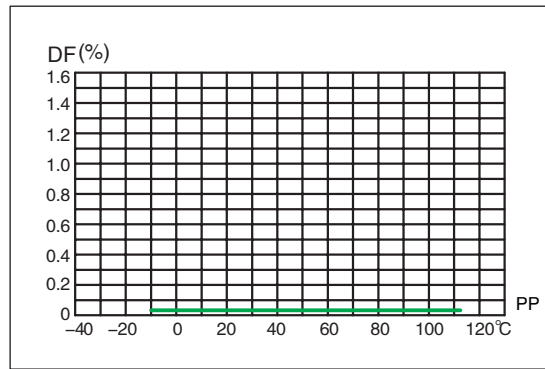
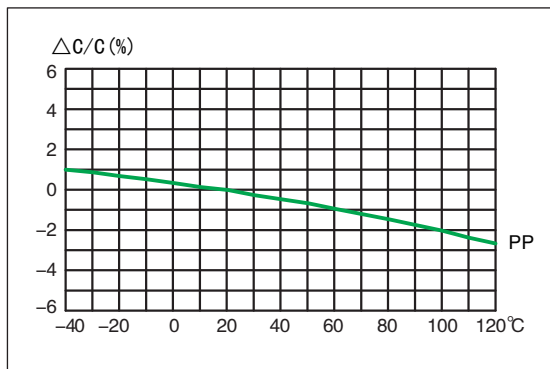
典型线路图.Typical Circuit



产品外形.Product Shape



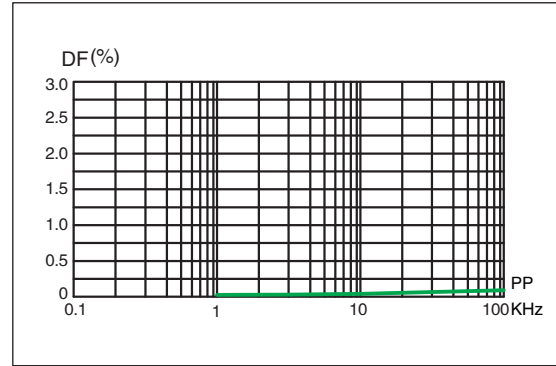
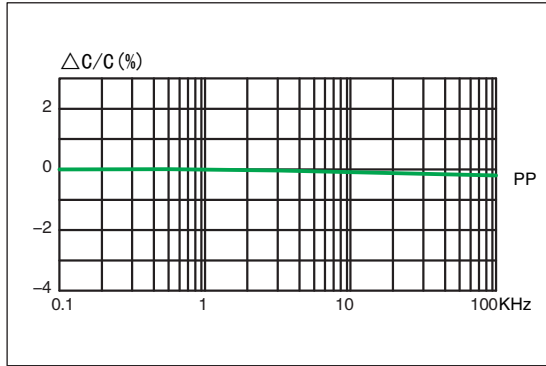
温度特性.Frequency Characteristics



MKP-X2

Power Electromagnetic Interference Suppression Capacitors

频率特性.Temperature Characteristics



MKP-X2

Power Electromagnetic Interference Suppression Capacitors

参数表, Article Table

C (μF)	W	H	T	P	d
0.0047	10	9	4	7.5	0.6
0.0056	10	9	4	7.5	0.6
0.0068	10	9	4	7.5	0.6
0.0082	10	9	4	7.5	0.6
0.01	10	9	4	7.5	0.6
0.015	10	9	4	7.5	0.6
0.022	10	9	4	7.5	0.6
0.033	10	9	4	7.5	0.6
0.047	10	12	6	7.5	0.6
0.056	10	12	6	7.5	0.6
0.068	10	12	6	7.5	0.6
0.082	10	12	6	7.5	0.6
0.1	10	12	6	7.5	0.6
0.22	10	14	9	7.5	0.6
0.0047	13	11	5	10	0.6
0.0056	13	11	5	10	0.6
0.0068	13	11	5	10	0.6
0.0082	13	11	5	10	0.6
0.01	13	11	5	10	0.6
0.015	13	11	5	10	0.6
0.022	13	11	5	10	0.6
0.033	13	11	5	10	0.6
0.047	13	10	5	10	0.6
0.056	13	10	5	10	0.6
0.068	13	11	5	10	0.6
0.082	13	12	6	10	0.6
0.1	13	12	6	10	0.6
0.12	13	13	7	10	0.6
0.15	13	14	8	10	0.6
0.01	18	11	5	15	0.6
0.015	18	11	5	15	0.6
0.022	18	11	5	15	0.6
0.033	18	11	5	15	0.6
0.047	18	11	5	15	0.6
0.056	18	11	5	15	0.6
0.068	18	11	5	15	0.6
0.082	18	11	5	15	0.6
0.1	18	12	6	15	0.8

C (μF)	W	H	T	P	d
0.12	18	12	6	15	0.8
0.15	18	12	6	15	0.8
0.22	18	13	7	15	0.8
0.33	18	14.5	8.4	15	0.8
0.39	18	15.5	9.5	15	0.8
0.47	18	16	10	15	0.8
0.56	18	19	10.8	15	0.8
0.68	18	19	10.8	15	0.8
0.15	26	15	6	22.5	0.8
0.22	26	15	6	22.5	0.8
0.33	26	16.5	7	22.5	0.8
0.39	26	16.5	7	22.5	0.8
0.47	26	16.5	7	22.5	0.8
0.56	26	16.5	7	22.5	0.8
0.68	26	17	8.5	22.5	0.8
0.82	26	19	10	22.5	0.8
1.0	26	19	10	22.5	0.8
1.2	26	21.5	12	22.5	0.8
1.5	26	21.5	12	22.5	0.8
1.8	26	23.5	14	22.5	0.8
2.2	26	25	15	22.5	0.8
0.47	31	18	9	27.5	0.8
0.56	31	20	10	27.5	0.8
0.68	31	20	10	27.5	0.8
0.82	31	20	11	27.5	0.8
1	31	20	11	27.5	0.8
1.5	31	23.5	14	27.5	0.8
2.2	31	28	18	27.5	0.8
3.3	31	33	18	27.5	0.8
3.9	31	35	20	27.5	0.8
4.7	31	37	22	27.5	0.8
3.3	41.5	28.5	16	37.5	0.8
3.9	41.5	30	18	37.5	0.8
4.7	41.5	32	19	37.5	0.8
5.6	41.5	35	20	37.5	0.8
6.8	41.5	39	24	37.5	0.8
8.2	41.5	41	27	37.5	0.8
10	41.5	45	30	37.5	0.8

以上表格/图形仅供参考, 以实物为准, (单位: mm)

The above table / graphics are for reference only, subject to the actual product (unit: mm)